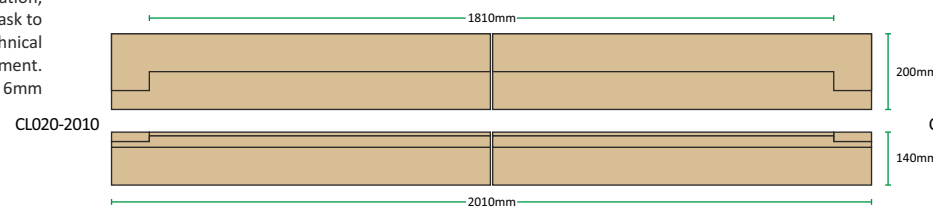
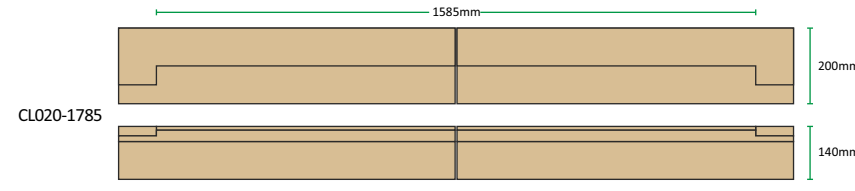
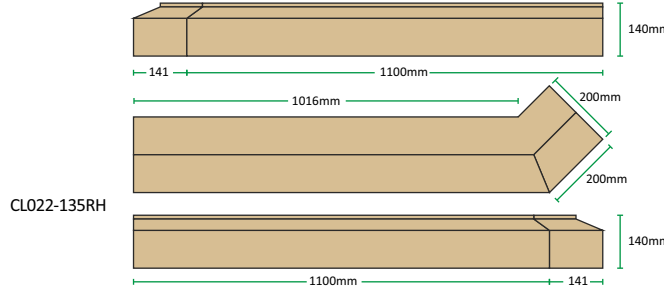
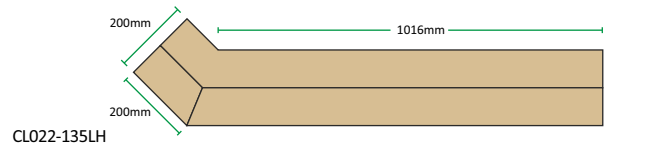

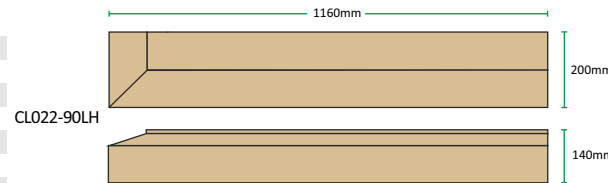
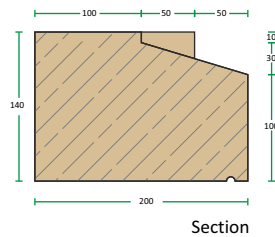


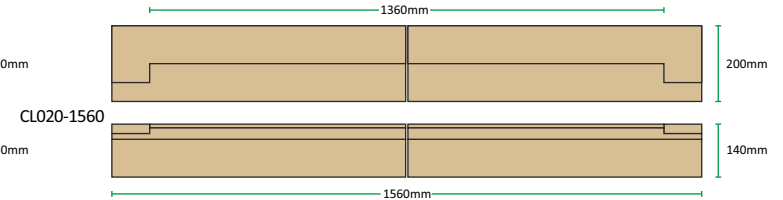
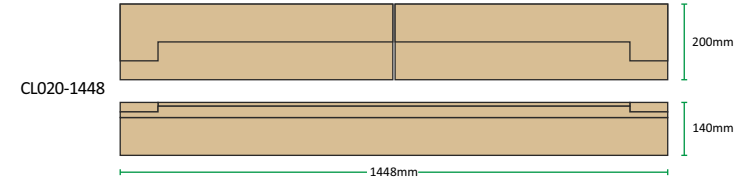
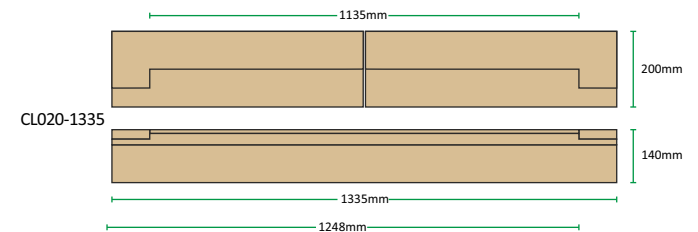
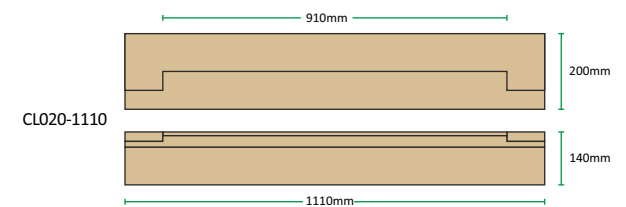
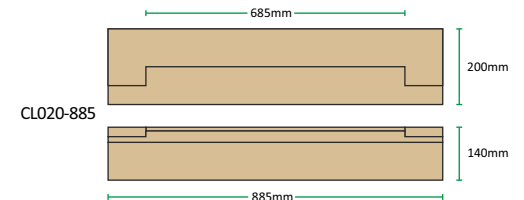
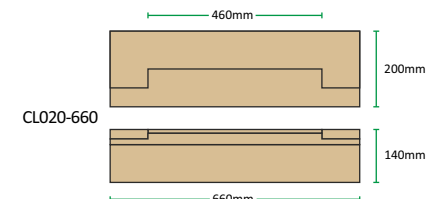
# Two Brick Stooled Cill CL020

Our Two Brick cills are designed to fit standard brick coursing with 100mm stools to fit standard English bond.

Code	Height (mm)	Width (mm)	Brick opening length (mm)	Overall length (mm)	Weight (Kg)	No. of sections
CL020-660	140	200	460	660	36	1
CL020-885	140	200	685	885	50	1
CL020-1110	140	200	910	1110	60	1
CL020-1335	140	200	1135	1335	73	1
CL020-1448	140	200	1248	1448	79	1
CL020-1560	140	200	1360	1560	85	2
CL020-1785	140	200	1585	1785	97	2
CL020-2010	140	200	1810	2010	109	2



Plan and Elevation of our standard opening sizes



Our Cills are available to fit standard openings or a bespoke opening to your request. Internal Stainless steel reinforcing and lifting lugs can be cast in to order. If you require any further information, please call 01258 472685 and ask to speak to a member of our technical department. All joints shown 6mm